



Education Otherwise
Children's Pages
Edited by Amina Mezni



Children's Pages issue 190 October 2009

Contributions must be received by the
20th October
For the December issue.
Editor for the next issue - Kitty McEwan



Would you like to edit the children's pages? If so please contact the children's pages co-ordinator.

Contact the children's pages co-ordinator: eachildrenspages@educationotherwise.org
or write to education otherwise ,Children's pages, PO box 325, kings Lynn, Norfolk,
PE34 3XW ,
Tele: 08445 868917

Notes for contributions: Your Drawings should only be in **black pen on white paper**. Please note that all contributions for the children's pages **must** have the full name of child or family, and address (including country) please include a membership number if possible.

The next issue you are submitting for is December 2009.

Childline: 0800 1111
Kidscape: 02 077303300(London)
Or 01273 557133(Brighton)



Hello there everyone! Gosh! The leaves are falling, autumns here already! Well I hope you all had a brilliant summer, my name is Amina I'm 12 years old I have been home educated for a year now. This is the first time I have edited the children's pages. I like cooking, reading, drawing, music and Manga, my favourite colour is dark green. I have 2 sisters my older sister Leila is part of the teen team (teen pages) and I have a younger sister called Aisha. In this issue you will find word searches, fun experiments, some Halloween things to make, book recommendations and more! I really enjoyed doing this issue and I hope you like it to. I'll leave you to it!!

Bye! xxx



Pumpkins

Pumpkin in Different Languages:

English-Pumpkin
French-Citrouille
Arabic-Kara'Safra
Japanese-Kabocha
Chinese-Nangua
Greek-Pepon
German-Kuerbis
Indian (Hindi)-Kaddu
Indian (Marathi)-Lal Bhopala
Italian-Zucca
Irish-Puimcin

What to do with a pumpkin:

1. Give it a face (eyes, mouth, nose)
2. Make pumpkin pie
3. Count the seeds
4. Toast and eat the seeds...

Different pumpkins and squash:



Red Kabocha



Butternut Squash



Red Onion



Crown prince squash



Sugar Pumpkin



Carnival Squash



Green Kabocha



Halloween



If you're looking for some simple things to make for Halloween, try these!

Pumpkin Mask

You will need:

- *a paper plate
- *a pencil
- *felt tip pens, paint
- *a pointed tool
- *string
- *scissors

1. Hold a paper plate to your face. Place two fingers where you can feel your eyes through your plate, take your pencil and mark eye holes on the plate.
2. Use your pencil to draw a pumpkin shape on the plate.
3. Colour/paint the pumpkin face.
4. Use the pointed tool to make eye holes. Punch two more holes, one on either side of the plate.
5. Thread a piece of string through one hole and tie a knot. Try the mask to check that it fits, then tie a knot on the other side.

Spider on a String

You will need:

- *an egg carton
- *scissors
- *a knitting needle/something pointy
- *black paint
- *paintbrush
- *black pipe cleaners
- *string *tape

1. Cut one cup from an egg carton. Use the knitting needle to punch a hole in the top of the cup and eight holes around the sides.
2. Paint the outside black, of the cup and leave it to dry. Cut eight equal pieces of pipe cleaner.
3. Poke them through the eight holes then bend into shape.
4. Inside the cup, bend the pipe cleaner ends and tape into place.
5. Tie a knot in one end of string and slip the other end through the top of the egg cup.

Tasty Witches Hats

You will need:

- * An orange per person
- * Ice cream cone (pointed)
- * Chocolate (melted)
- * Ice cream (vanilla)

1. Melt the chocolate in a saucepan. Then dip the pointed cones in it until they are completely covered. Leave to cool and set.
2. Cut a little bit of orange off the bottom so it can stand. then cut a larger piece of the top so that you can scoop out the inside.
3. Put the vanilla ice cream in the empty orange. Then stick the ice cream cone on top. You could also decorate the face with sweets or Chocolate, and voila! Now you can Eat your delicious witches' hat!
(Remember not to waste the orange inside!)

Happy Halloween!



Heya All! I'm Cameron (a girl) and I'm 15 (nearly 16, woe hoe), I've been home educated for a year now. I come from Holland and lived there till summer 2000! I love nature and being adventurous; I love animals too! But I also love Rock music and being very alternative :D

I'm creative and love drawing and writing and painting. I also get stuck behind the computer and msn!! I watch detectives a lot with my mum. XD and usually accuse the wrong one! I would like pen pals, any age, boys or girls. I reply to all! X **Ref: FO01**

Hi, my name is Jack. I am 12. I like swimming, play guitar, gardening, cooking and riding my bike. I am a St John's Ambulance Cadet. I have 2 cats, 4 fish and a dog. I have 2 younger sisters, one goes to primary school and one is a baby. I would like a penpal aged 11-14, boy or girl. All letters answered. **Ref FO02**

My name is George. I am 6 years old. I have never been to school. I am interested in castles, knights, star wars, Beavers, karate, dance and computers. I would like a penpal; a boy aged 5 to 6. I love to receive and send letters and hope to hear from you soon. **Ref FO03**

A note for Charlie who has chickens called Shimmer and Sparkle. You sent me a penpal letter and I have written back, but you did not give me your address so I can't send it. Can you send your address? Thank you, Sam. **Ref FO04**

Hi, my name is Jason and I'm 10. I have Gender Identity Disorder, which means I'm a girly-boy. I like all things girly like Barbie's, Fairies, Fashion, the Sugar babes, Hannah Montana and animals. I also like drawing and I need practice reading and writing. I want a pen friend who is like me or at least understands. I come from a big family. Jason. **Ref FO05**

Hi! My name is Connor. I'm 12 years old. My hobbies include modelling and Xbox360. I'm a big video game fan! I play racing games and shooters. Plus I have Xbox LIVE. I'm looking for a penpal aged 12-15! I also do trampolining and circus skills. **Ref FO06**

Hi, my name is Ruth and I am 8 years old. I like drawing, singing, dancing, high school musical and Hannah Montana. I would like a pen pal boy or girl any age. Hope to hear from you soon. Ruth. P.s I have never been to school. **Ref FO07**

Hi my name is Nathan, I am 14 years old and only recently started home 'ed. I enjoy using the computer, swimming, reading, writing and playing piano. I have a cat and lots of roborovski hamsters! I would love to make some new friends, boys or girls of similar age to me. Look forward to hearing from you! **Ref FO08**

My name is Agnieszka & I am 7 years old. I have always been home educated. I live in the country & have guinea pigs (my guinea pigs have just had babies) & chickens. I love drawing, writing stories, reading, making films, horses, dogs, gymnastics, swimming, circus skills, singing & dancing. I have an older sister & a younger sister who are also home educated, I love being outside best of all. I like getting letters & I like writing them! Look forward to hearing from you. **Ref FO09**

Hi. My name is Scarlet and I am nine years old. My interests are many and various and include reading, swimming, kite flying, cooking, playing on my PS2, singing and all types of music. I have a pet cat & two pet chickens. I have been Home Ed since February and I love it! I am looking for a pen-pal, girl or boy, aged 8+. Hope to hear from you soon. **Ref FO10**

Hi, my name is Daniel and I'm 7 years old. I like karate, gymnastics, drawing, climbing trees and swimming. I'm looking for a pen pal, boy or girl, any age. I'll reply to all letters. **Ref FO11**

Hi, my name is Nathan and I'm 9 years old. My hobbies include horse riding, karate, tennis and football. I like meccano, art, climbing trees and riding my bike. I'm looking for a pen pal, boy or girl, any age. I will reply to all letters. I love receiving letters. Hope to hear from you soon, bye. **Ref FO12**

Hi, my name's Ester and I'm 11 years old. I like karate, swimming, reading, horse riding, animals, babies, climbing trees and the sea. I'm looking for a pen pal, boy or girl, any age. I will reply to all letters. Hope to hear from you soon. **Ref FO13**

Hi. My name is savannah. I am a girl. I am 9 years old and I live on a farm. My hobbies are swimming, travelling (I've been to Morocco and France), going to the beach, watching DVDs and TV, making new friends, going on the computer, writing and reading, dancing and singing, going for walks in the woods. I have 4 kittens and 1 cat and we are going to get chickens. I have 5 brothers and sisters. I would like to have pen friends 9 years and above thanks. I am on Google mail and bebo. Can't wait to hear from you soon. **Ref: FO14**

Hiya. My name is Leilani. I am 13 years old. (14 in January), and I have been home ed all my life. My interests are Reading, Writing, Letters, Gardening and Fashion and at the moment I am trying to learn Hindi. My Favourite music artists are: Lady Gaga, Kevin Rudolf, 3oh!3, Pussycat Dolls, and many more! (I like all types of music). I have 2 dogs, 2 birds and loads of fish. I have Bebo, Facebook and MSN, but I prefer writing letters. I am looking for Pen-Friends my age. Boy or Girl. Well that's enough from me...I can't wait to hear from you! :-)) p.s. I promise to reply to everyone! Bye xx **Ref: FO15**

Hi, my name is Corran. I am 10 years old but I am so tall that people mistake me for 12. I love reading, fantasy and action adventure stories. My fave authors are J.R.R. Tolkein, Julia Golding and Garth Nix, but I will read almost anything. I also love baking, making power points on the computer, pony club and drawing things (especially horses). My fave animal is a horse and I love fresian horses. I have been home educated since the easter hols and I would like a penpal aged 10+ boy or girl. I will try to reply to all letters. Can't wait to hear from you. Corran :-)) **Ref FO16**



This picture was
sent in by
Eleanor aged 8
Thank you Eleanor
it's fantastic! Well
done!



Children's Forum

There is a children's forum on the EO website for the children of the EO members to chat and make friends, to join this and for more information and sign up details please e-mail childrensforum@educationotherwise.org

If you would like to contribute something to education otherwise. See page 2 for details.

NB While the Children's Pages editor and NL co-ordinator take care to verify that all pet/pen-pal correspondents are EO members, they are not vetted in anyway and it is the responsibility of parents to oversee any replies your children send or receive. Children are reminded that they should consider the feelings of others when writing or responding to letters.

* Autumn Activities *



Word search


pumpkin
mushrooms
leaf
branch
bats
fireworks
acorn
berries
wood

nhyuloreznbvcvd autumnk
okijujuythgncxwsqaziolbm
juhnstyhjkiuezazqxdcfuk
branchkmophgtrdbndfrem
ukiubrkoionhfulokibfdep
jabatskjbvcxwsdertyhgf
dcoplmoihrezasdfberriesl
rogleafvbnhkjugdsqnbvcd
erkgfireworksmloknhuytw
bnmushroomshrescvnhjsuo
mpumpkinhulmo trwqafewo
qsdghjklmpoiuytrezaqsbd

autumn

✕Spot the difference✕

There are 5 differences in,
the picture on the right
See if you can find them!





Make old pennies shiny!

What you need-

- *A few old (not shiny) pennies
- *1/4 cup white vinegar
- *1 teaspoon salt
- *Non-metal bowl
- *Paper towels

What to do:

1. Pour the vinegar into the bowl add the salt then stir it.
2. Put about 5 pennies into the bowl and count to 10.
3. The pennies will start to lose there dirt and you will be able to make out the markings on them!
4. Take out the pennies and rinse them under the sink and dry!

Lava in a cup

What you need-

- * A clear drinking glass
- * 1/4 cup vegetable oil
- * 1 teaspoon salt
- * Water
- * Food colouring (Optional)

What to do:

1. Fill the glass about 3/4 full of water.
2. Add about 5 drops of food colouring - preferably red
3. Slowly pour the vegetable oil into the glass. The oil should be floating on top.
4. Sprinkle the salt on top of the oil.
5. Watch blobs of salt move up and down in your glass!
6. Add more teaspoon of salt to keep the effect going.

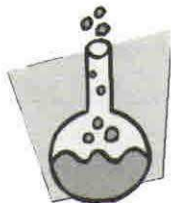


Make your own volcano!

What you need-

A volcano - What I used for this, is just a pile of dirt outside with a small hole on the top. If you like you could make one out of paper-Mache.

- * A container that 35 mm film comes in or similar size container.
- * Red and yellow food colouring (optional)
- * Vinegar
- * Washing up liquid
- * Bicarbonate of Soda



What to do:

1. Go outside or prepare for some clean-up inside
 2. Put the container into the volcano at the top (the hole)
 3. Add two spoonfuls of bicarbonate of soda
 4. Add about a spoonful of washing up liquid
 5. Add 5 drops each of the red and yellow food colouring
 6. Add about an ounce of the vinegar into the container.
- And watch what your volcano come alive!

I just wanted to say that I have tested these experiments and they do work!






Book Recommendations



Where's Wally? By Martin Handford



Where's Wally? Is a terrific, fun, picture book series which consists of 6 books (Where's Wally?, Where's Wally Now?, Where's Wally The fantastic journey?, Where's Wally in Hollywood, Where's Wally the Wonder Book and Where's Wally The Great Picture Hunt)

You probably would have guessed by the title that the book is about finding Wally and his friends in overcrowded places. This book is a lot of fun and I would recommend it to all ages.

Just William By Richmal Crompton




If you're a fan of Horrid Henry you'll love Just William!

Just William is the first book in the series of the William Brown books. The book contains 12 short stories (William goes to the pictures, William the intruder, William below the stairs etc...)

I think the humour in this book would appeal to all ages.

The Scarecrow and his Servant By Philip Pullman



This book tells a tale about a scarecrow that comes to life when struck by lightning and sets off on a journey with a young boy named Jack. This is wonderful story and I would recommend it, to be read to any age and to read it by yourself, when you can!

Answers for pages 10, 11 and 14

Word search

Answers are underlined

nhyuloreznbcvcd autumn k
okijujuythgncxwsqaziolbm
juhnstyhjkiuezazqxdcfuk
branch kmophgtrdbndfrem
ukiubrkoionhfulokibfdep
j abats kjnbvcxwsdertyhgf
d cop lmoihrezasdf berries l
ro g leafvbnhkjugdsqnbvcd
er kg fireworksmloknhuytw
b n mushroomshrescvnhjsuo
m pumpkin hulmo trwqafewo
qsdqhijklmpoiuytrezaqsbd

Spot the difference

Answers are circled



Find the 'n'

On the 10th line, the

8th letter from the right.

Which firework?

b)

I hope you enjoyed the children's pages
And thank you for reading them!
I hope I can edit the children's pages again soon!
Goodbye!



Pen-Pals Form

If you would like to contact a pal from this issue of the Children's Pages (Issue 190) or would like to request that an advert, article or other item be included in the next issue, please complete the form below.

Child's name is _____

Could you please:

- Send me the details for pal numbers: **F0-** ____ / ____ / ____ / ____ / ____ / ____ / ____
- Put my attached advert for a pal in the next issue. *(Delete whichever doesn't apply).

EO Family Membership No: _____ Today's Date: ____ / ____ 2009

Address: _____

Postcode _____

Parent / Guardian's name (please print) _____

Parent's Email Address _____

I give permission for my child/ren named above to advertise for a pen-pal or reply to an advert in EO's Children's Pages. I understand that once contact details have been given out by EO, the responsibility for contact with the other family and how and when this happens is mine.

Signature _____

Please either post this slip, **with an sae** to:

EO Children's Pages, PO Box 325, Kings Lynn, Norfolk, PE34 3XW

or

ask your parent / guardian to send an email to eochildrenspages@educationotherwise.org from their personal email account with all the details on the form above. Please ensure the permission statement above is copied in full, followed by their full name.

Please note that the email address used to send this request must be listed on the membership database which will show the email address you listed on your new member or renewal form. If you have changed your email address since then, or want to register your email address, please contact the Database Administrator before sending off this form. Her email address is: database@educationotherwise.org.

Your child's home and or e-mail address will NOT be printed in any future issues. Each pal will have a reference number for members to respond to via the Children's Pages Co-ordinator.

YOUR child's safety is OUR Priority!